

Development Academy of the Philippines

Balance Sheet

1st Quarter 2013

ASSETS

Current Assets

Cash on Hand	1,226,719.66
Cash Collecting Officer	7,700.00
Cash Disbursing Officer	144,644.83
Revolving Fund Advances	1,074,374.83

Cash in Bank - Local Currency	12,354,925.80
Cash in Bank - Local Currency (Current Account)	1,728,774.30
Cash in Bank - Local Currency (Savings Account)	10,014,664.67
Cash in Bank - Local Currency (Time Deposit)	611,486.83

Cash in Bank - Foreign Currency	8,820,168.61
Cash in Bank - Foreign Currency (Current Account)	639,819.27
Cash in Bank - Foreign Currency (Savings Account)	8,180,349.34
Cash in Bank - Foreign Currency (Time Deposit)	0

Investment	35,000,000.00
-------------------	----------------------

Receivables	138,185,931.56
Accounts Receivables	162,729,755.83
Allowance for Doubtful Accounts	27,435,183.76
Due from Officers and Employees	1,148,626.06
Due from Branch Office - DSM	0
Due from National Treasury	0
Other Receivables	1,742,733.43

Inventories, Net	4,201,147.23
Office Supplies Inventory	3,204,190.59
Food Supplies Inventory	598,102.37
Textbooks and instructional material inventory	0
Allowance for Obsolescence	0
Other Supplies Inventory	398,854.27

Prepayments	33,406,358.27
Prepaid Insurance	700,631.98
Prepaid Rent	0
Other Prepayments & Deposit	97,225.62
Advances to Contractors	10,270,239.27
Input Tax	2,045,500.17
Deferred Tax Asset	20,292,761.23

Other Current Assets	-5,737,664.00
Guaranty Deposits	-5,737,664.00

Total Current Assets	227,457,587.13
-----------------------------	-----------------------

Non-Current Assets

Investments	135,485,238.38
Investments	135,485,238.38
Research and Development	1,682,350.24
IT Software	129,973.21
Property, Plant and Equipment	
Land and Land Improvements, Net	4,941,419.21
Office Buildings, Net	93,788,622.63
Office Building	151,865,536.14
Accumulated Depreciation - Office Building	58,076,913.51
Office Equipment, Net	13,723,150.56
Office Equipment	20,555,681.16
Accumulated Depreciation - Office Equipment	6,832,530.60
Furniture and Fixtures, Net	19,460,248.14
Furniture and Fixtures	27,125,447.45
Accumulated Depreciation - Furniture and Fixtures	7,665,199.31
IT Equipment, Net	10,328,893.01
IT Equipment	16,727,977.76
Accumulated Depreciation - IT Equipment	6,399,084.75
Library Books, Net	432,119.91
Library Books	1,500,662.71
Accumulated Depreciation - Library Books	1,068,542.80
Communications Equipment, Net	2,170,202.91
Communications Equipment	6,559,684.86
Accumulated Depreciation - Communications Equipment	4,389,481.95
Medical, Dental and Laboratory Equipment, Net	85,677.29
Medical, Dental and Laboratory Equipment	245,569.65
Accumulated Depreciation - Medical, Dental and Laboratory Equipment	159,892.36
Other Machinery & Equipment, Net	145,860.97
Other Machinery & Equipment	154,086.77
Accumulated Depreciation - Other Machinery & Equipment	8,225.80
Land Transportation, Net	8,879,783.61
Land Transportation	17,965,567.26
Accumulated Depreciation - Land Transportation	9,085,783.65
Tools and other Equipment, Net	1,662,017.68
Tools and Equipment	2,991,132.75
Accumulated Depreciation - Tools and Equipment	1,329,115.07
Arts, Archeological & Others	1,453,360.00
PPE Held-in-Trust	0
Construction in-progress	6,712,067.45
Total Property, Plant and Equipment	163,783,423.37
Total Non-Current Assets	301,080,985.20
Other Current Assets	400,478.03
Total Assets	528,939,050.36

LIABILITIES AND EQUITY**Current Liabilities**


Payable Accounts	53,484,395.56
Accounts Payable	51,188,785.65
Due to Officers and Employees- [Unclaimed Salaries]	2,295,609.91
Due to Home Office	0
Inter-Agency Payables	9,562,650.28
Due to BIR	2,468,855.64
Due to GSIS	1,752,025.67
Due to Pagibig	154,137.76
Due to Philhealth	146,799.59
Due to other NGAS/K-Agrinet; Aurora E. Village	5,040,831.62
Other Payable Account	49,441,700.43
Guarantee Deposits Payable	2,613,444.84
Performance Bond/Bidders Bonds Payable	2,170,232.53
Other Payables	44,658,023.06
Total Current Liabilities	112,488,746.27
Non-Current Liabilities	
Other Long-Term Liability	30,269,624.03
Deferred Credits	
Other Deferred Credits	123,848,013.00
Total Non-Current Liabilities	154,117,637.03
Total Liabilities	266,606,383.30

Equity

Donated Capital	161,897,941.05
Government Equity (GAA)	47,500,000.00
Retained Earnings	52,934,726.01
Total Equity	262,332,667.06

Total Liabilities & Equity**528,939,050.36**

Prepared by:


IRMA M. MENDOZA
Accountant III

Certified Correct:


LILLIAN L. DE GUZMAN
Manager, FAS

Noted:


ANATALIA SD. BARAWIDAN
OIC, FAO

Development academy of the philippines
Balance Sheet
2nd Quarter 2013

ASSETS

Current Assets

Cash on Hand	1,308,589.06
Cash Collecting Officer	7,700.00
Cash Disbursing Officer	226,514.23
Revolving Fund Advances	1,074,374.83

Cash in Bank - Local Currency	13,436,776.65
Cash in Bank - Local Currency (Current Account)	-863,048.40
Cash in Bank - Local Currency (Savings Account)	13,688,338.22
Cash in Bank - Local Currency (Time Deposit)	611,486.83

Cash in Bank - Foreign Currency	2,719,199.20
Cash in Bank - Foreign Currency (Current Account)	640,268.56
Cash in Bank - Foreign Currency (Savings Account)	2,078,930.64
Cash in Bank - Foreign Currency (Time Deposit)	0

Investment	67,000,000.00
-------------------	----------------------

Receivables	151,693,607.19
Accounts Receivables	176,674,766.52
Allowance for Doubtful Accounts	27,635,469.17
Due from Officers and Employees	1,138,581.67
Due from Branch Office - DSM	0
Due from National Treasury	0
Other Receivables	1,515,728.17

Inventories, Net	3,129,550.52
Office Supplies Inventory	2,869,833.01
Food Supplies Inventory	-25,818.46
Textbooks and instructional material inventory	0
Allowance for Obsolescence	0
Other Supplies Inventory	285,535.97

Prepayments	31,366,401.13
Prepaid Insurance	265,482.84
Prepaid Rent	0
Other Prepayments & Deposit	67,789.52
Advances to Contractors	7,805,295.05
Input Tax	2,064,703.85
Deferred Tax Asset	21,163,129.87

Other Current Assets	2,419,214.19
Guaranty Deposits	2,419,214.19

Total Current Assets	273,073,337.94
-----------------------------	-----------------------

Non-Current Assets

Investments	185,007,000.00
Investments	185,007,000.00
Research and Development	1,579,873.12
IT Software	129,973.21
Property, Plant and Equipment	
Land and Land Improvements, Net	4,941,419.21
Office Buildings, Net	92,664,328.72
Office Building	155,534,967.42
Accumulated Depreciation - Office Building	62,870,638.70
Office Equipment, Net	13,560,504.74
Office Equipment	22,171,077.22
Accumulated Depreciation - Office Equipment	8,610,572.48
Furniture and Fixtures, Net	19,073,115.61
Furniture and Fixtures	28,035,825.63
Accumulated Depreciation - Furniture and Fixtures	8,962,710.02
IT Equipment, Net	10,465,526.17
IT Equipment	17,924,845.85
Accumulated Depreciation - IT Equipment	7,459,319.68
Library Books, Net	464,942.00
Library Books	1,773,299.76
Accumulated Depreciation - Library Books	1,308,357.76
Communications Equipment, Net	2,112,809.09
Communications Equipment	6,630,016.63
Accumulated Depreciation - Communications Equipment	4,517,207.54
Medical, Dental and Laboratory Equipment, Net	84,005.03
Medical, Dental and Laboratory Equipment	246,173.48
Accumulated Depreciation - Medical, Dental and Laboratory Equipment	162,168.45
Other Machinery & Equipment, Net	170,449.47
Other Machinery & Equipment	214,605.53
Accumulated Depreciation - Other Machinery & Equipment	44,156.06
Land Transportation, Net	8,475,514.83
Land Transportation	18,369,836.04
Accumulated Depreciation - Land Transportation	9,894,321.21
Tools and other Equipment, Net	1,627,211.62
Tools and Equipment	2,990,399.60
Accumulated Depreciation - Tools and Equipment	1,363,187.98
Arts, Archeological & Others	1,453,360.00
PPE Held-in-Trust	118,687.90
Construction in-progress	18,822,484.83
Total Property, Plant and Equipment	174,034,359.22
Total Non-Current Assets	360,751,205.55
Other Current Assets	400,478.03
Total Assets	634,225,021.52

LIABILITIES AND EQUITY**Current Liabilities**


Payable Accounts	53,208,147.42
Accounts Payable	50,937,768.14
Due to Officers and Employees- [Unclaimed Salaries]	2,270,379.28
Due to Home Office	0
Inter-Agency Payables	10,015,494.28
Due to BIR	2,503,203.10
Due to GSIS	2,123,713.96
Due to Pagibig	154,275.57
Due to Philhealth	193,470.03
Due to other NGAS/K-Agrinet; Aurora E. Village	5,040,831.62
Other Payable Account	47,140,312.95
Guarantee Deposits Payable	3,297,932.93
Performance Bond/Bidders Bonds Payable	4,287,350.83
Other Payables	39,555,029.19
Total Current Liabilities	110,363,954.65
Non-Current Liabilities	
Other Long-Term Liability	31,048,353.10
Deferred Credits	
Other Deferred Credits	224,402,705.98
Total Non-Current Liabilities	255,451,059.08
Total Liabilities	365,815,013.73

Equity


Donated Capital	161,897,941.05
Government Equity (GAA)	47,500,000.00
Retained Earnings	59,012,066.74
Total Equity	268,410,007.79

Total Liabilities & Equity **634,225,021.52**

Prepared by:


IRMA M. MENDOZA
Accountant III

Certified Correct:


LILLIAN L. DE GUZMAN
Manager, FAS

Noted:


ANATALIA SD. BARAWIDAN
OIC, FAO

development academy of the philippines
Balance Sheet
3rd Quarter 2013

ASSETS

Current Assets

Cash on Hand	1,570,886.69
Cash Collecting Officer	7,700.00
Cash Disbursing Officer	109,150.34
Revolving Fund Advances	1,454,036.35

Cash in Bank - Local Currency	8,964,487.82
--------------------------------------	---------------------

Cash in Bank - Local Currency (Current Account)	-1,515,030.48
Cash in Bank - Local Currency (Savings Account)	9,868,031.47
Cash in Bank - Local Currency (Time Deposit)	611,486.83

Cash in Bank - Foreign Currency	6,662,756.59
--	---------------------

Cash in Bank - Foreign Currency (Current Account)	640,268.56
Cash in Bank - Foreign Currency (Savings Account)	6,022,488.03
Cash in Bank - Foreign Currency (Time Deposit)	0

Investment	62,000,000.00
-------------------	----------------------

Receivables	149,141,172.09
--------------------	-----------------------

Accounts Receivables	175,088,568.05
Allowance for Doubtful Accounts	27,787,200.15
Due from Officers and Employees	493,186.88
Due from Branch Office - DSM	0
Due from National Treasury	0
Other Receivables	1,346,617.31

Inventories, Net	2,602,784.84
-------------------------	---------------------

Office Supplies Inventory	2,552,325.62
Food Supplies Inventory	-148,737.04
Textbooks and instructional material inventory	0
Allowance for Obsolescence	0
Other Supplies Inventory	199,196.26

Prepayments	33,639,226.94
--------------------	----------------------

Prepaid Insurance	307,456.46
Prepaid Rent	0
Other Prepayments & Deposit	243,486.62
Advances to Contractors	8,674,309.20
Input Tax	2,465,056.07
Deferred Tax Asset	21,948,918.59

Other Current Assets	1,919,325.54
-----------------------------	---------------------

Guaranty Deposits	1,919,325.54
-------------------	--------------

Total Current Assets	266,500,640.51
-----------------------------	-----------------------

Non-Current Assets

Investments	185,007,000.00
Investments	185,007,000.00
Research and Development	1,613,506.45
IT Software	129,973.21
Property, Plant and Equipment	
Land and Land Improvements, Net	4,941,419.21
Office Buildings, Net	91,564,122.53
Office Building	157,034,158.48
Accumulated Depreciation - Office Building	65,470,035.95
Office Equipment, Net	13,255,821.07
Office Equipment	22,327,410.26
Accumulated Depreciation - Office Equipment	9,071,589.19
Furniture and Fixtures, Net	19,285,490.70
Furniture and Fixtures	28,847,804.68
Accumulated Depreciation - Furniture and Fixtures	9,562,313.98
IT Equipment, Net	10,643,809.53
IT Equipment	18,682,352.09
Accumulated Depreciation - IT Equipment	8,038,542.56
Library Books, Net	630,891.50
Library Books	1,969,043.76
Accumulated Depreciation - Library Books	1,338,152.26
Communications Equipment, Net	2,095,326.66
Communications Equipment	6,653,954.12
Accumulated Depreciation - Communications Equipment	4,558,627.46
Medical, Dental and Laboratory Equipment, Net	82,332.77
Medical, Dental and Laboratory Equipment	246,173.48
Accumulated Depreciation - Medical, Dental and Laboratory Equipment	163,840.71
Other Machinery & Equipment, Net	143,809.08
Other Machinery & Equipment	214,605.53
Accumulated Depreciation - Other Machinery & Equipment	70,796.45
Land Transportation, Net	8,071,246.05
Land Transportation	18,369,836.04
Accumulated Depreciation - Land Transportation	10,298,589.99
Tools and other Equipment, Net	1,620,773.23
Tools and Equipment	2,990,399.60
Accumulated Depreciation - Tools and Equipment	1,369,626.37
Arts, Archeological & Others	1,453,360.00
PPE Held-in-Trust	93,653.97
Construction in-progress	22,454,609.97
Total Property, Plant and Equipment	176,336,666.27
Total Non-Current Assets	363,087,145.93
Other Current Assets	400,478.03
Total Assets	629,988,264.47

LIABILITIES AND EQUITY**Current Liabilities****Payable Accounts**

	52,777,466.36
Accounts Payable	50,734,770.03
Due to Officers and Employees- [Unclaimed Salaries]	2,042,696.33
Due to Home Office	0

Inter-Agency Payables

	9,974,028.29
Due to BIR	2,870,629.98
Due to GSIS	1,759,795.39
Due to Pagibig	137,126.27
Due to Philhealth	165,645.03
Due to other NGAS/K-Agrinet; Aurora E. Village	5,040,831.62

Other Payable Account

	55,159,215.71
Guarantee Deposits Payable	3,702,157.84
Performance Bond/Bidders Bonds Payable	4,695,859.35
Other Payables	46,761,198.52

Total Current Liabilities**117,910,710.36****Non-Current Liabilities**

Other Long-Term Liability	32,710,102.95
---------------------------	---------------

Deferred Credits


Other Deferred Credits	214,081,660.16
------------------------	----------------

Total Non-Current Liabilities**246,791,763.11****Total Liabilities****364,702,473.47****Equity**

Donated Capital	161,897,941.05
Government Equity (GAA)	47,500,000.00
Retained Earnings	55,887,849.95

Total Equity**265,285,791.00****Total Liabilities & Equity****629,988,264.47**

Prepared by:


IRMA M. MENDOZA
Accountant III

Certified Correct:


LILLIAN L. DE GUZMAN
Manager, FAS

Noted:


ANATALIA S.D. BARAWIDAN
OIC, FAO

Development academy of the philippines
Balance Sheet
4th Quarter 2013

ASSETS

Current Assets

Cash on Hand	1,449,088.00
Cash Collecting Officer	7,700.00
Cash Disbursing Officer	692,435.00
Revolving Fund Advances	748,953.00

Cash in Bank - Local Currency	12,225,371.00
Cash in Bank - Local Currency (Current Account)	7,914,761.00
Cash in Bank - Local Currency (Savings Account)	3,695,819.00
Cash in Bank - Local Currency (Time Deposit)	614,791.00

Cash in Bank - Foreign Currency	7,568,964.00
Cash in Bank - Foreign Currency (Current Account)	0
Cash in Bank - Foreign Currency (Savings Account)	7,568,964.00
Cash in Bank - Foreign Currency (Time Deposit)	0

Investment	61,000,000.00
-------------------	----------------------

Receivables	172,606,316.00
Accounts Receivables	199,124,983.00
Allowance for Doubtful Accounts	27,938,529.00
Due from Officers and Employees	199,642.00
Due from Branch Office - DSM	0
Due from National Treasury	229,500.00
Other Receivables	990,720.00

Inventories, Net	3,516,708.00
Office Supplies Inventory	2,662,146.00
Food Supplies Inventory	620,245.00
Textbooks and instructional material inventory	0
Allowance for Obsolescence	0
Other Supplies Inventory	234,317.00

Prepayments	37,327,796.00
Prepaid Insurance	580,673.00
Prepaid Rent	0
Other Prepayments & Deposit	259,489.00
Advances to Contractors	6,502,879.00
Input Tax	6,414,917.00
Deferred Tax Asset	23,569,838.00

Other Current Assets	1,914,846.00
Guaranty Deposits	1,914,846.00

Total Current Assets	297,609,089.00
-----------------------------	-----------------------

Non-Current Assets

Investments	155,007,000.00
Investments	155,007,000.00
Research and Development	135,419.00

IT Software	129,973.00
-------------	------------

Property, Plant and Equipment

Land and Land Improvements, Net	4,941,419.00
Office Buildings, Net	90,818,077.00
Office Building	158,877,607.00
Accumulated Depreciation - Office Building	68,059,530.00
Office Equipment, Net	13,789,835.00
Office Equipment	23,341,588.00
Accumulated Depreciation - Office Equipment	9,551,753.00
Furniture and Fixtures, Net	19,442,060.00
Furniture and Fixtures	29,524,157.00
Accumulated Depreciation - Furniture and Fixtures	10,082,097.00
IT Equipment, Net	11,908,756.00
IT Equipment	20,614,631.00
Accumulated Depreciation - IT Equipment	8,705,875.00
Library Books, Net	790,968.00
Library Books	2,169,239.00
Accumulated Depreciation - Library Books	1,378,271.00
Communications Equipment, Net	2,008,196.00
Communications Equipment	6,653,954.00
Accumulated Depreciation - Communications Equipment	4,645,758.00
Medical, Dental and Laboratory Equipment, Net	80,660.00
Medical, Dental and Laboratory Equipment	246,173.00
Accumulated Depreciation - Medical, Dental and Laboratory Equipment	165,513.00
Other Machinery & Equipment, Net	166,080.00
Other Machinery & Equipment	194,428.00
Accumulated Depreciation - Other Machinery & Equipment	28,348.00
Land Transportation, Net	7,666,977.00
Land Transportation	18,369,836.00
Accumulated Depreciation - Land Transportation	10,702,859.00
Tools and other Equipment, Net	1,623,475.00
Tools and Equipment	2,999,577.00
Accumulated Depreciation - Tools and Equipment	1,376,102.00
Arts, Archeological & Others	1,453,360.00
PPE Held-in-Trust	33,835.00
Construction in-progress	26,269,332.00

Total Property, Plant and Equipment	180,993,030.00
-------------------------------------	----------------

Total Non-Current Assets	336,265,422.00
--------------------------	----------------

Other Current Assets	400,478.00
----------------------	------------

Total Assets	634,274,989.00
--------------	----------------

LIABILITIES AND EQUITY

Current Liabilities

Payable Accounts	106,966,882.00
Accounts Payable	104,883,039.00
Due to Officers and Employees- [Unclaimed Salaries]	2,083,843.00
Due to Home Office	0

Inter-Agency Payables	9,832,426.00
Due to BIR	6,097,182.00
Due to GSIS	1,865,875.00
Due to Pagibig	157,636.00
Due to Philhealth	174,420.00
Due to other NGAS/K-Agrinet; Aurora E. Village	1,537,313.00
Other Payable Account	44,375,803.00
Guarantee Deposits Payable	2,716,978.00
Performance Bond/Bidders Bonds Payable	5,283,240.00
Other Payables	36,375,585.00
Total Current Liabilities	161,175,111.00
Non-Current Liabilities	
Other Long-Term Liability	34,448,317.00
Deferred Credits	
Other Deferred Credits	156,646,191.00
Total Non-Current Liabilities	191,094,508.00
Total Liabilities	352,269,619.00
Equity	
Donated Capital	161,897,942.00
Government Equity (GAA)	47,500,000.00
Retained Earnings	72,607,428.00
Total Equity	282,005,370.00
Total Liabilities & Equity	634,274,989.00

Prepared by:


IRMA M. MENDOZA
 Accountant III

Certified Correct:


LILLIAN L. DE GUZMAN
 Manager, FAS

Noted:


ANATALIA S.D. BARAWIDAN
 OIC, FAO